

MANUAL

Take out and read this document before performing the test

Important

- ✓ You can only use the test once.
- ✓ Before using the test, keep it at room temperature.
- ✓ After using the test, keep it in the fridge until sending it.

Frequently asked questions

What is the time limit for using the test?

The test must be performed before the expiration date specified on the test

 (xxxxx/year.month).

I have hemorrhoids / symptoms / history, can I perform the test?

Avoid performing the test during hemorrhoid bleeding.

In case of digestive symptoms, chronic inflammatory bowel disease, personal or family history of colorectal cancer, we recommend that you consult your general practitioner first.

I lost the test / the test is damaged / the sampling did not proceed correctly, what should I do?

Contact our team by e-mail colorectal@ccref.org without forgetting to mention your Belgian National Registry number (number on the back of your Belgian identity card) available.

How do I get the results?

The results will be sent to the general practitioner mentioned on the identification form a few days after the analysis of your test by our laboratory.

What happens if the test is positive?

Your general practitioner will refer you to a gastroenterologist for a colonoscopy. Unlike the test, colonoscopy is not free. Check with the gastroenterologist and your health insurance.

When should I repeat this test?

This test is recommended every 2 years for people between 50 to 74 years old. A new test will be automatically sent to you 2 years after your last negative test.

You don't want to participate anymore?

We invite you to let us know by e-mail colorectal@ccref.org without forgetting to mention your Belgian National Registry number.



**A SIMPLE AND
RAPID ACT
WHICH CAN
SAVE YOU LIFE**

MANUAL

Take out and read this document before performing the test

IMPORTANT

In Belgium, nearly 9,000 new cases of colorectal cancer (bowel cancer) are diagnosed every year.

Detected at an early stage, colorectal cancer is cured in 9 out of 10 cases.

Screening, based on the search for occult blood in stools, is recommended for asymptomatic people between 50 and 74 years old with no personal or family history.

In case of digestive symptoms, chronic inflammatory bowel disease, personal or family history of colorectal cancer, we recommend that you consult your general practitioner first.

Do not perform this test during hemorrhoid bleeding.

If you have done this screening before, a new test is sent directly to you 2 years after your last negative test.

CONTACT

Tel 010 23 82 72

Fax 010 45 67 95

E-mail colorectal@ccref.org

Web www.ccref.org - www.cancerintestin.be

Editeur responsable : CCR asbl • Rue André Dumont, 5 à 1435 Mont-Saint-Guibert - 2017/03



1

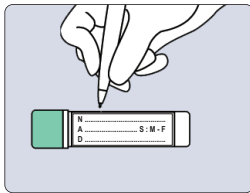
Before performing the test

Complete the identification form with:

- a vignette of your Belgian health insurance;
- your number of the Belgian National Register (number on the back of your Belgian identity card);
- the performing date of your test;
- your complete personal information;
- full and readable contact details (in UPPERCASE) of your general practitioner.

Without a valid and readable completed identification form, we will not be able to analyze your test.

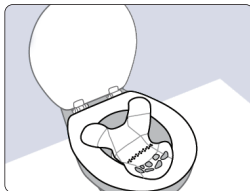
xxxxx/year.month



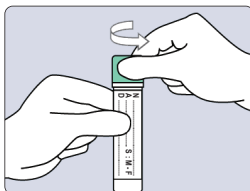
Check the expiration date specified on your test. Beyond this date, do not perform the test and send us an email colorectal@ccref.org without forgetting to mention your Belgian National Registry number. Enter your name (N), your age (A) and the date of performing (D) on the test at the appropriate place. Thank you for not writing anything on the test and not removing the barcode.

2

Performing the test



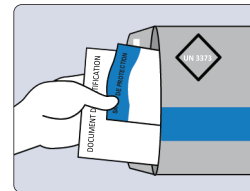
Unfold the stool collection device and remove the 3 small protective stickers. Glue it on 3 points of the bezel of your toilet with the small holes in front, like on the picture or opt for a plastic bag. **Important:** for the test to be successful, the stool must not be in contact with any liquid (urine, bleach, etc.). Once the collection device is installed, go to stool.



Take the test and open it by turning the green part.

3

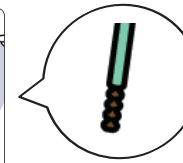
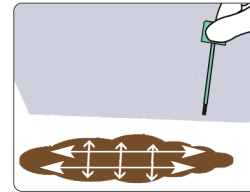
Sending the test



If it's not already done, check all the information on the identification form. Slide the identification document and the protective bag containing the test into the pre-addressed envelope with the UN 3373 logo (gray envelope). Close the envelope and mail it without putting stamps. Do not use the blue envelope!

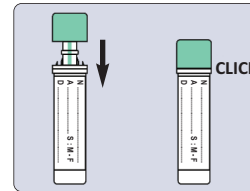


It is recommended to post the envelope back as soon as possible on working days only and not the day before a weekend or a holiday. It is useless to put stamps. Mail the envelope within 5 days after performing the test.

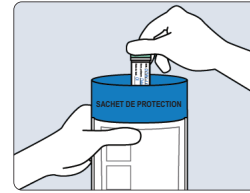


Place the sample rod on the surface of your stool as shown. Cover the grooves of the rod completely, without excess.

Note the stool collection paper is biodegradable and compatible with septic tanks.



Put the rod back in the tube and firmly press the green cap until you hear a "click". After closing, do not open the test again. Shake the tube to allow the liquid to mix with the stool.



Put your test in the protective bag. Close it after removing the white strip from the adhesive part. Until the shipment time, keep the protective bag containing the test in the fridge.